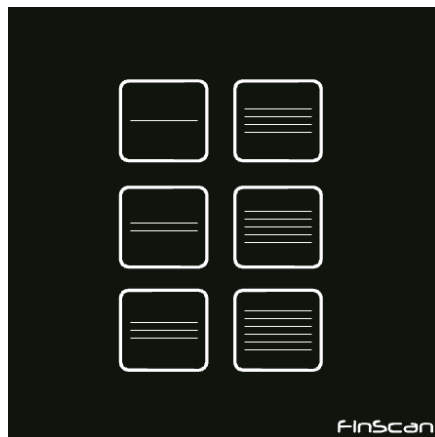
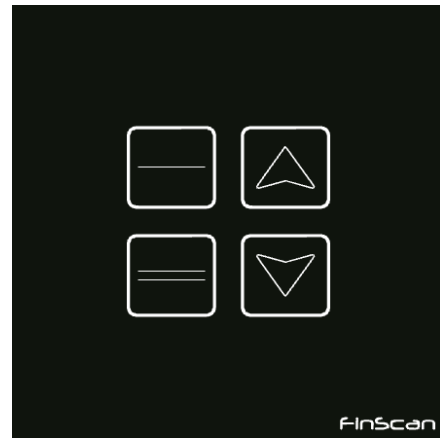
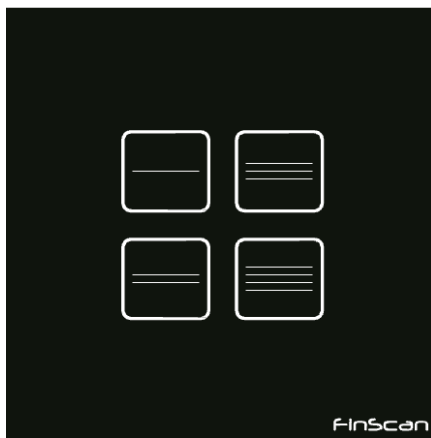
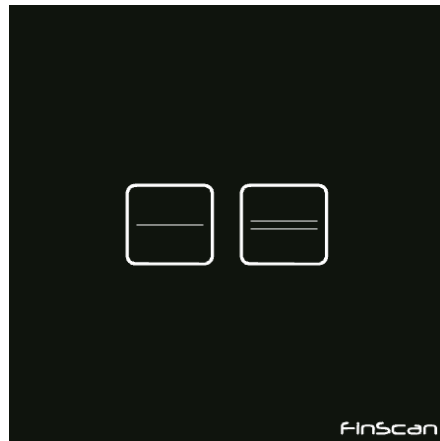



INTELLICORE

DATASHEET

GTP switch series

Glass Touch Panel Switches



The IntelliCORE GTP range are a state of the art solid state momentary contact, Glass Touch Panel switch. With unique features only demanded from marine installations, FinScan have developed a stylish , functional switch ideal for interior cabin installations, for marine and RV.

Features include :

1. Solid 4mm Glass faceplate
2. Available in 1 , 2, 4 , and 6 gang configuration.
3. Solid state, normally open , momentary contacts.
4. Vivid white LED backlight.
5. Blue LED backlight for switch activation.
6. Night mode auto dimming of button backlight after inactivity, with auto wake on button press.
7. Connection to FinScan , or third party controller.
8. Customisation of button labels for Minimum order quantity.

Included in Package :

1. GTP switch series base and faceplate
2. Power supply cable and connector
3. Switch contact cable and connector

General Specifications	
Voltage	10 – 28 Volts DC
Contacts	Solid state
Faceplate	Glass 4mm
Maximum number of gangs	6
Fixing method	Screw from front
Output state indicator	LED at each node
Connection System	High density PCB connect

Dimensions :

